

Plan Vertical

Double Convector Type 22

Height mm	Length mm	Henrad Code	Heat emissions	
			Watts	Btu/hr
1800	400	4182204	1476	5036
	500	4182205	1845	6295
	600	4182206	2214	7554
2000	400	4202204	1588	5405
	500	4202205	1980	6756
	600	4202206	2376	8107

Btu/hr @ $\Delta t 50^{\circ}\text{C}$


Working pressure:
Tested to withstand 10.0 bar



For technical and installation
information visit our website
www.henrad.co.uk/downloads



Centre Tap TRV
Available from stock



UIN	Henrad Description
14531310	Centre TRV Set Straight White
14531410	Centre TRV Set Straight Chrome
14531510	Centre TRV Set Angled L White
14531610	Centre TRV Set Angled L Chrome

Technical information

Testing and Operating Pressures

Henrad Plan Vertical has been independently tested to ensure radiators perform to a maximum working pressure of 10.0 bar.

Connections

Henrad Plan Vertical has 4 x 1/2" BSP connections (BOE) as standard.

Paint Process

Two coat paint process, each Henrad radiator is subjected to a multi-stage cleaning and paint process.

The final powder coat is Traffic white (RAL 9016) which is stoved and cooled to give a perfect finish. All radiators are illustrated in Traffic white unless stated.

Water Treatment

Installation of the system should be properly flushed and fitted in accordance with the British Code of Practice for the Treatment of Water in Domestic Hot Water Central Heating Systems.

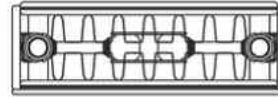
Warranty

Henrad Plan Vertical comes with a 5 year manufacturer's warranty.

Henrad Plan Vertical

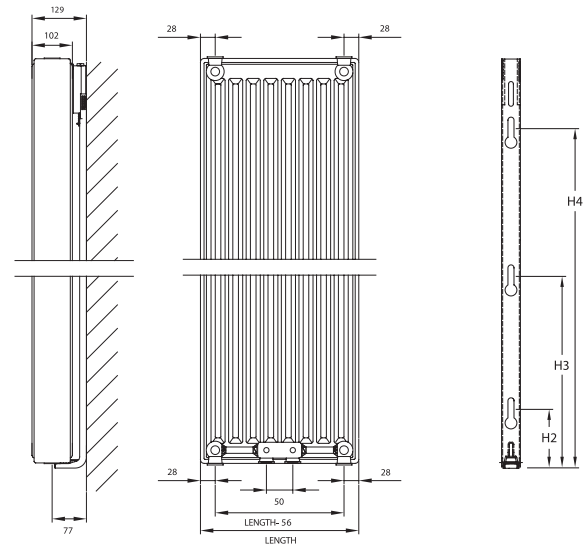
Wall Mounting Information

All dimensions in mm.



Mounting Bracket Information

All dimensions in mm.



Height	H2	H3	H4
1800	89	849	1609
2000	89	949	1809
2200	89	1049	2009

Connections

Each radiator comes with 1/2" inlet connections as standard.

Lug Positions

All dimensions in mm.

Length	400	500	600
	110	160	210