



Plan Type 22

Prices
exclude
VAT

Plan Vertical

Double Convector Type 22

| Height mm | Length mm | Henrad Code | Heat emissions | | Henrad Price |
|--------------|--------------|----------------|----------------|--------|-----------------|
| | | | Watts | Btu/hr | |
| 1800 | 400 | 4182204 | 1476 | 5036 | £511.23 |
| | 500 | 4182205 | 1845 | 6295 | £555.68 |
| | 600 | 4182206 | 2214 | 7554 | £653.48 |
| 2000 | 400 | 4202204 | 1588 | 5405 | £596.43 |
| | 500 | 4202205 | 1980 | 6756 | £648.30 |
| | 600 | 4202206 | 2376 | 8107 | £762.40 |

Btu/hr @ $\Delta t 50^{\circ}\text{C}$

Working pressure:
Tested to withstand 8.0 bar




For technical and installation
information visit our website
www.henrad.co.uk/downloads



Centre Tap TRV

Available from stock



Technical information

Testing and Operating Pressures

Henrad Plan Vertical has been independently tested to ensure radiators perform to a maximum working pressure of 8.0 bar.

Connections

Henrad Plan Vertical has 2 x 1/2" BSP connections (BOE) as standard.

Paint Process

Two coat paint process, each Henrad radiator is subjected to a multi-stage cleaning and paint process.

The final powder coat is Traffic white (RAL 9016) which is stoved and cooled to give a perfect finish. All radiators are illustrated in Traffic white unless stated.

Water Treatment

Installation of the system should be properly flushed and fitted in accordance with the British Code of Practice for the Treatment of Water in Domestic Hot Water Central Heating Systems.

Warranty

Henrad Plan Vertical come with a 5 year manufacturer's warranty.

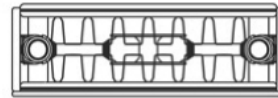
Henrad (UK) Limited, Marriott Road,
Mexborough, South Yorkshire S64 8BN.
Telephone: 0844 543 6200 Facsimile: 0844 543 6300

www.henrad.co.uk

Henrad Plan Vertical

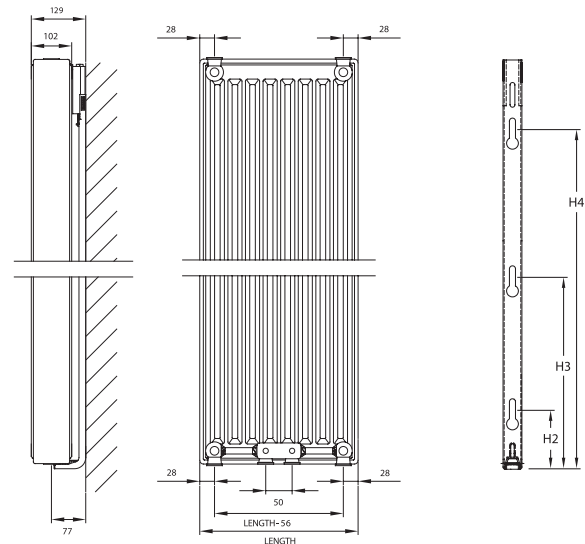
Wall Mounting Information

All dimensions in mm.



Mounting Bracket Information

All dimensions in mm.



| Height | H2 | H3 | H4 |
|--------|----|------|------|
| 1800 | 89 | 849 | 1609 |
| 2000 | 89 | 949 | 1809 |
| 2200 | 89 | 1049 | 2009 |

Connections

Each radiator comes with 1/2" inlet connections as standard.

Lug Positions

All dimensions in mm.

| Length | 400 | 500 | 600 |
|--------|-----|-----|-----|
| | 110 | 160 | 210 |