

Prices
exclude
VAT

Plan Concept Type 11



Plan Concept

Single Convector Type 11

Height mm	Length mm	Henrad Code	Heat emissions		Henrad Price
			Watts	Btu/hr	
600	400	4251104	348	1187	£195.29
	600	4251106	522	1781	£218.89
	800	4251108	696	2375	£242.52
	1000	4251110	870	2968	£266.13
	1200	4251112	1044	3562	£289.74
	1400	4251114	1218	4156	£313.35

Btu/hr @ $\Delta t50^{\circ}\text{C}$

Plan Concept

Double Convector Type 22

Height mm	Length mm	Henrad Code	Heat emissions		Henrad Price
			Watts	Btu/hr	
600	400	4252204	640	2184	£261.70
	600	4252206	961	3279	£285.31
	800	4252208	1281	4371	£308.92
	1000	4252210	1601	5463	£332.53
	1200	4252212	1921	6554	£356.15
	1400	4252214	2241	7646	£379.77

Btu/hr @ $\Delta t50^{\circ}\text{C}$

Working pressure:
Tested to withstand 8.0 bar



For technical and installation
information visit our website
www.henrad.co.uk/downloads



Plan Concept in RAL A7015 Slate grey now available in stock.

Technical information

Testing and Operating Pressures

Henrad Plan Concept has been independently tested to ensure these radiators perform to a maximum working pressure of 8.0 bar.

Connections

Henrad Plan Concept has 4 x 1/2" BSP connections as standard.

Paint Process

Two coat paint process, each Henrad radiator is subjected to a multi-stage cleaning and paint process.

The final powder coat is Slate grey (RAL A7015) which is stoved and cooled to give a perfect finish.

Water Treatment

Installation of the system should be properly flushed and fitted in accordance with the British Code of Practice for the Treatment of Water in Domestic Hot Water Central Heating Systems.

Warranty

Henrad Plan Concept comes with a 5 year manufacturer's warranty.

Henrad (UK) Limited, Marriott Road,
Mexborough, South Yorkshire S64 8BN.
Telephone: 0844 543 6200 Facsimile: 0844 543 6300

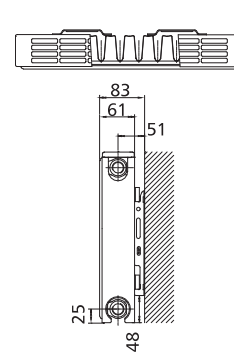
www.henrad.co.uk

Henrad Plan Concept

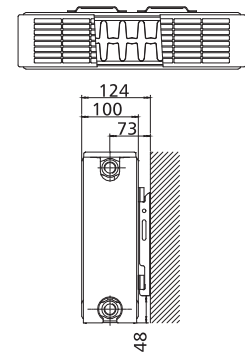
Wall Mounting Information

All dimensions in mm.

T11

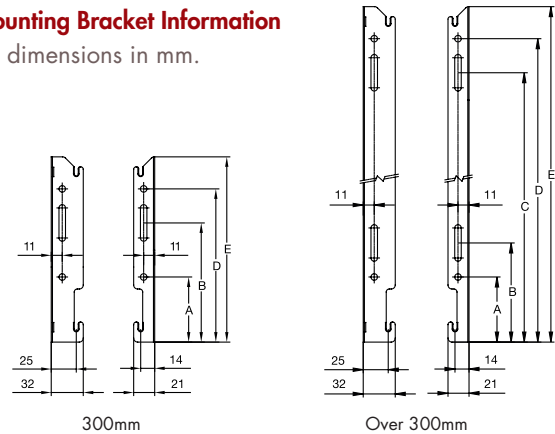


T22



Mounting Bracket Information

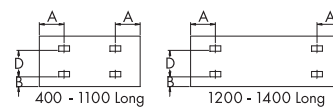
All dimensions in mm.



All dimensions in mm.	
Height	600
A	65
B	99
C	419
D	453
E	485

T11 & T22 Lug Positions

All dimensions in mm.



Panel Height	D
mm	mm
600	455

T22	T11
Dimensions	Dimensions
mm	mm
A 133	A 400mm
B 60	A 500 - 3000mm
	B 400 - 3000mm
	60