

Everest Line Concept Type 11



Everest Line Concept

Single Convector Type 11

| Height mm | Length mm | Henrad Code | Heat emissions | |
|--------------|--------------|----------------|----------------|--------|
| | | | Watts | Btu/hr |
| 600 | 400 | 3261104 | 348 | 1187 |
| | 600 | 3261106 | 522 | 1781 |
| | 800 | 3261108 | 696 | 2375 |
| | 1000 | 3261110 | 870 | 2968 |
| | 1200 | 3261112 | 1044 | 3562 |
| | 1400 | 3261114 | 1218 | 4156 |

Btu/hr @ $\Delta t50^{\circ}\text{C}$

Everest Line Concept

Double Convector Type 22

| Height mm | Length mm | Henrad Code | Heat emissions | |
|--------------|--------------|----------------|----------------|--------|
| | | | Watts | Btu/hr |
| 600 | 400 | 3262204 | 640 | 2184 |
| | 600 | 3262206 | 961 | 3279 |
| | 800 | 3262208 | 1281 | 4371 |
| | 1000 | 3262210 | 1601 | 5463 |
| | 1200 | 3262212 | 1921 | 6554 |
| | 1400 | 3262214 | 2241 | 7646 |

Btu/hr @ $\Delta t50^{\circ}\text{C}$

Working pressure:
Tested to withstand 10.0 bar



For technical and installation
information visit our website
www.henrad.co.uk/downloads



Everest Line Concept is only available
in Slate grey RAL A7015.

Technical information

Testing and Operating Pressures

Henrad Everest Line Concept has been independently tested to ensure these radiators perform to a maximum working pressure of 10.0 bar.

Connections

Henrad Everest Line Concept has 4 x 1/2" BSP connections as standard.

Paint Process

Two coat paint process, each Henrad radiator is subjected to a multi-stage cleaning and paint process.

The final powder coat is Slate grey (RAL A7015) which is stoved and cooled to give a perfect finish.

Water Treatment

Installation of the system should be properly flushed and fitted in accordance with the British Code of Practice for the Treatment of Water in Domestic Hot Water Central Heating Systems.

Warranty

Henrad Everest Line Concept comes with a 5 year manufacturer's warranty.

Henrad (UK) Limited, Marriott Road,
Mexborough, South Yorkshire S64 8BN.
Telephone: 0844 543 6200 Facsimile: 0844 543 6300

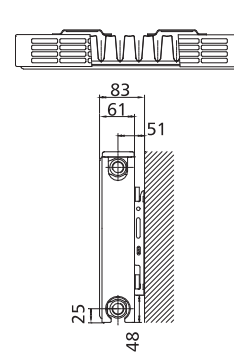
www.henrad.co.uk

Henrad Everest Line Concept

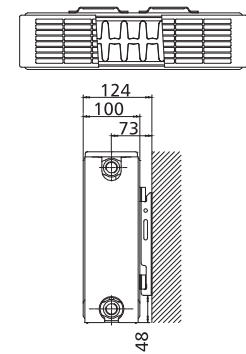
Wall Mounting Information

All dimensions in mm.

T11

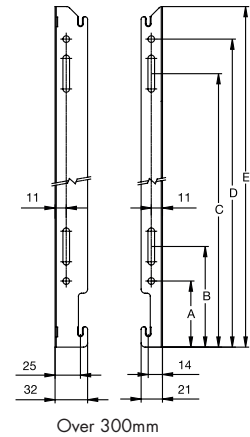
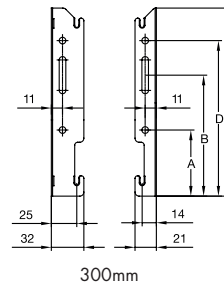


T22



Mounting Bracket Information

All dimensions in mm.

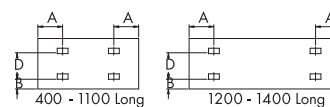


All dimensions in mm.

| | |
|--------|-----|
| Height | 600 |
| A | 65 |
| B | 99 |
| C | 419 |
| D | 453 |
| E | 485 |

T11 & T22 Lug Positions

All dimensions in mm.



| Panel Height D | |
|----------------|-----|
| mm | mm |
| 600 | 455 |

| T22 | | T11 | |
|------------|-----|------------|--------------|
| Dimensions | mm | Dimensions | mm |
| A | 133 | A | 400mm |
| B | 60 | A | 500 - 3000mm |
| | | B | 400 - 3000mm |
| | | | 60 |