

Prices
exclude
VAT

Everest Line Concept Type 11



Everest Line Concept

Single Convector Type 11

Height mm	Length mm	Henrad Code	Heat emissions		Henrad Price
			Watts	Btu/hr	
600	400	3261104	348	1187	£151.03
	600	3261106	522	1781	£170.20
	800	3261108	696	2375	£189.38
	1000	3261110	870	2968	£208.58
	1200	3261112	1044	3562	£227.75
	1400	3261114	1218	4156	£246.93

Btu/hr @ $\Delta t50^{\circ}\text{C}$

Everest Line Concept

Double Convector Type 22

Height mm	Length mm	Henrad Code	Heat emissions		Henrad Price
			Watts	Btu/hr	
600	400	3262204	640	2184	£204.15
	600	3262206	961	3279	£223.32
	800	3262208	1281	4371	£242.52
	1000	3262210	1601	5463	£261.70
	1200	3262212	1921	6554	£280.87
	1400	3262214	2241	7646	£300.08

Btu/hr @ $\Delta t50^{\circ}\text{C}$

Working pressure:
Tested to withstand 8.0 bar



For technical and installation
information visit our website
www.henrad.co.uk/downloads



Everest Line Concept in RAL A7015 Slate grey now available in stock.

Technical information

Testing and Operating Pressures

Henrad Everest Line Concept has been independently tested to ensure these radiators perform to a maximum working pressure of 8.0 bar.

Connections

Henrad Everest Line Concept has 4 x 1/2" BSP connections as standard.

Paint Process

Two coat paint process, each Henrad radiator is subjected to a multi-stage cleaning and paint process.

The final powder coat is Slate grey (RAL A7015) which is stoved and cooled to give a perfect finish.

Water Treatment

Installation of the system should be properly flushed and fitted in accordance with the British Code of Practice for the Treatment of Water in Domestic Hot Water Central Heating Systems.

Warranty

Henrad Everest Line Concept comes with a 5 year manufacturer's warranty.

Henrad (UK) Limited, Marriott Road,
Mexborough, South Yorkshire S64 8BN.
Telephone: 0844 543 6200 Facsimile: 0844 543 6300

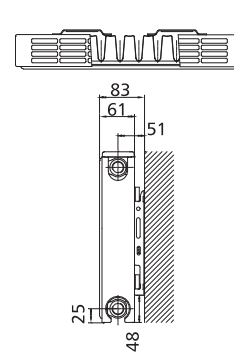
www.henrad.co.uk

Henrad Everest Line Concept

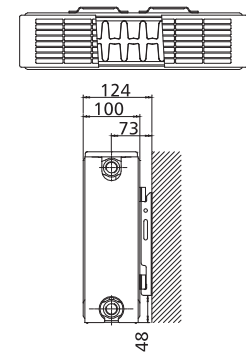
Wall Mounting Information

All dimensions in mm.

T11

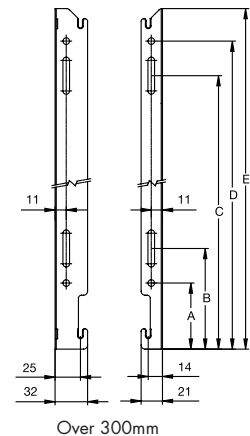
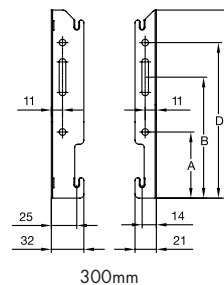


T22



Mounting Bracket Information

All dimensions in mm.

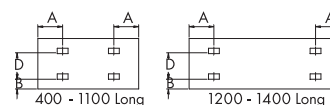


All dimensions in mm.

Height	600
A	65
B	99
C	419
D	453
E	485

T11 & T22 Lug Positions

All dimensions in mm.



Panel Height D	
mm	mm
600	455

T22		T11	
Dimensions	mm	Dimensions	mm
A	133	A	400mm
B	60	A	500 - 3000mm
		B	400 - 3000mm
			60